

Estas actividades están ordenadas según las necesidades que han ido surgiendo en las clases, por tanto podemos trabajarlas de muy diferentes maneras.

En la actividad del dictado se intenta que este se trabaje de tres formas:

- 1.- a nivel oral (sin apoyos)
- 2.- a nivel de L.S.E. (sin apoyos)
- 3.- a nivel de Lectura labial (sin apoyos)

Estas actividades se relacionan con el archivo `anexo_números 1_5` y `unidades_decenas..`

Espero que te sirvan

Un saludo

Lucía Gómez García

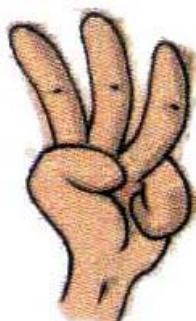
E-mail:rincondelyiyo@orangemail.es



UNO
uno



DOS
dose



TRES
tres



CUATRO
cuatro



CINCO
cinco



ESCRIBE



UNO



DOS



TRES



CUATRO



CINCO



ESCRIBE



uno



dos



tres




cuatro



cinco




DIBUJA




UNO

uno



DOS

dos




TRES

tres



CUATRO

cuatro

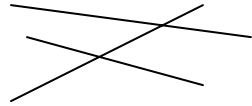


CINCO

cinco



RELACIONA



Y ESCRIBE



DOS
dos

Blank lined writing area for the number 2.



TRES
tres

Blank lined writing area for the number 3.



UNO
uno

Blank lined writing area for the number 1.



CUATRO
cuatro

Blank lined writing area for the number 4.

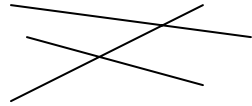


CINCO
cinco




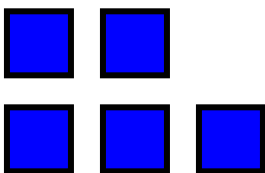

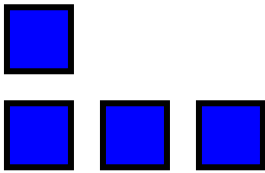



Blank lined writing area for the number 5.



RELACIONA



Y ESCRIBE





ESCRIBE



Handwriting practice box with two rows. Each row has a top line, a middle line, and a bottom line. The first row contains a cursive 'u' followed by a blank space. The second row contains a cursive 'u' followed by a blank space.

Handwriting practice box with two rows. Each row has a top line, a middle line, and a bottom line. The first row contains a cursive 'D' followed by a blank space. The second row contains a cursive 'D' followed by a blank space.



Handwriting practice box with two rows. Each row has a top line, a middle line, and a bottom line. The first row contains a cursive 'I' followed by a blank space. The second row contains a cursive 'I' followed by a blank space.

Handwriting practice box with two rows. Each row has a top line, a middle line, and a bottom line. The first row contains a cursive 'C' followed by a blank space. The second row contains a cursive 'C' followed by a blank space.



Handwriting practice box with two rows. Each row has a top line, a middle line, and a bottom line. The first row contains a cursive 'C' followed by a blank space. The second row contains a cursive 'C' followed by a blank space.



ESCRIBE



Handwriting practice box for the cursive letter 'u'. It contains two rows of three-line guides, each with a cursive 'u' written on the top line.



Handwriting practice box for the cursive letter 'd'. It contains two rows of three-line guides, each with a cursive 'd' written on the top line.



Handwriting practice box for the cursive letter 't'. It contains two rows of three-line guides, each with a cursive 't' written on the top line.



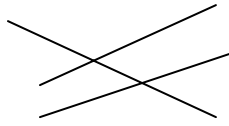
Handwriting practice box for the cursive letter 'c'. It contains two rows of three-line guides, each with a cursive 'c' written on the top line.



Handwriting practice box for the cursive letter 'c'. It contains two rows of three-line guides, each with a cursive 'c' written on the top line.



RELACIONA



Y ESCRIBE



TRES

uno



DOS

dos



UNO

tres



CUATRO

cuatro



CINCO

cinco





RODEA LA CORRECTA  Y ESCRIBELA



UNO

DOS

UNNO ONU

DOS DOSS

UNO UMO

DSO DES

TRES

CUATRO

TES TERS

CUATO CAUTRO

TRES TRESS

CUATRO CUATOR

CINCO

CICO CINICO

CONCI CINCO



RODEA LA CORRECTA  Y ESCRIBELA



uno

dos

umo

unno

dse

das

uno

onu

doz

dos

[Blank box for writing]

[Blank box for writing]

tres

cuatro

tres

ters

cuato

cuarto

tes

trres

cuatro

caurto

[Blank box for writing]

[Blank box for writing]

cinco

cico

cinco



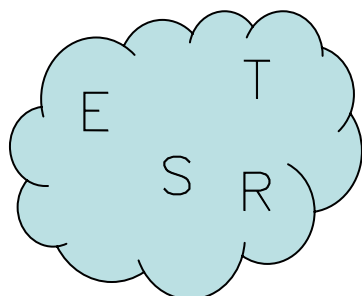


cinico

conci

[Blank box for writing]



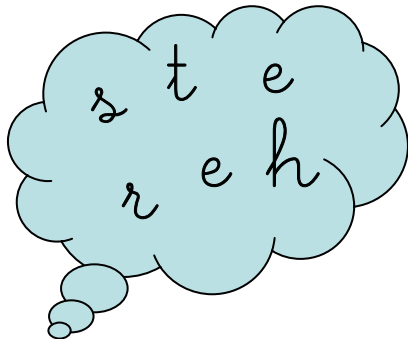



UNE FORMANDO PALABRAS Y ESCRIBE





UNE FORMANDO PALABRAS Y ESCRIBE





ESCRIBE LAS PALABRAS



--	--	--	--	--	--



--	--	--



--	--	--	--	--



--	--	--	--



--	--	--



COMPLETA LAS PALABRAS



Y RELACIONA



D _ S



_ U _ TR _



T _ E _



_ N _



C _ N _ O



COMPLETA LAS PALABRAS



Y RELACIONA



do _



u _ o



t _ e _



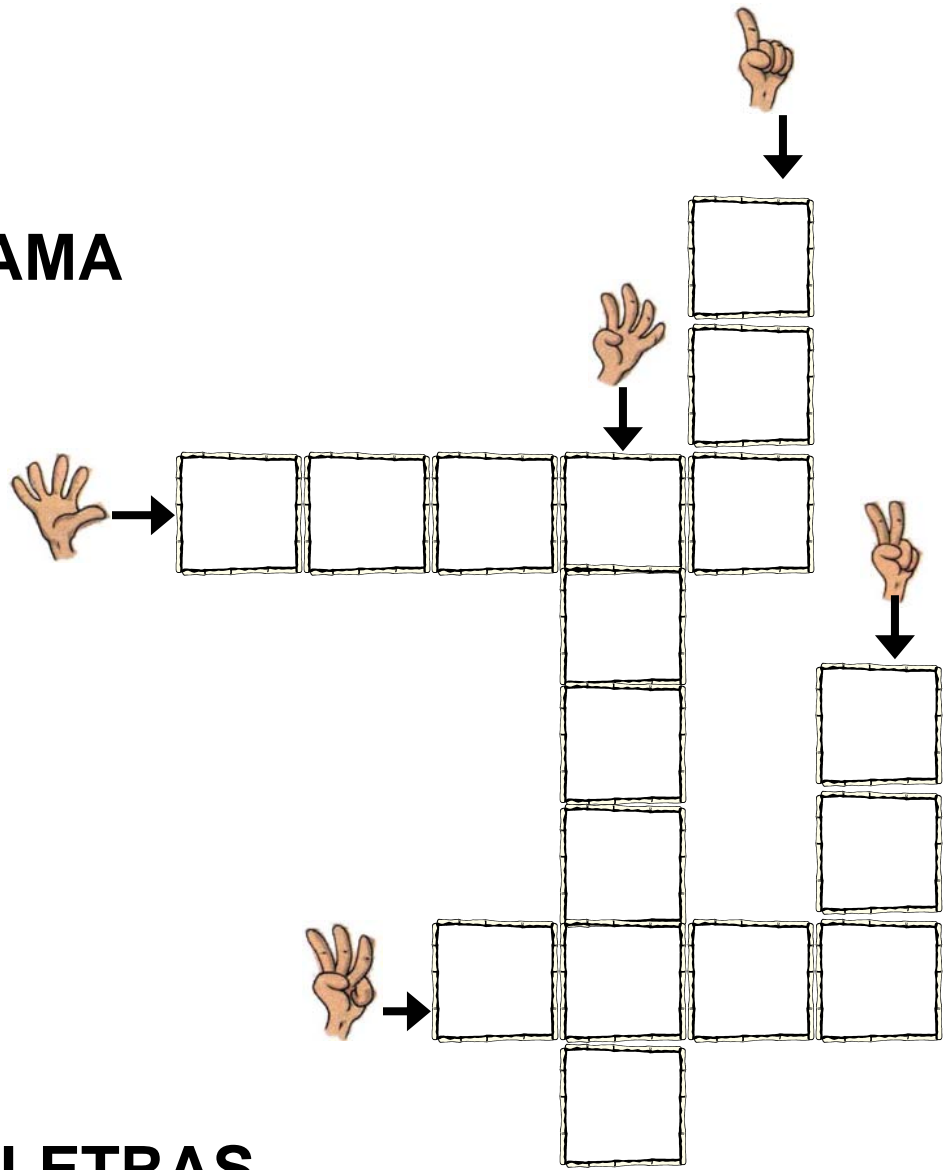
_ ua _ ro



_ in _ o



CRUCIGRAMA



SOPA DE LETRAS

C	U	A	T	R	O	O	D
S	I	E	T	E	U	A	O
A	M	N	S	I	N	L	S
Z	R	S	C	V	O	U	Z
T	R	E	S	O	C	H	O



DICTADO

A large rectangular area with a blue border and a spiral binding on the left side, containing ten horizontal lines for dictation practice.

ADIVINA LA PALABRA ESCONDIDA



dado



cama



PINTA





Pinta un pato rojo.



Pinta dos perros azules.

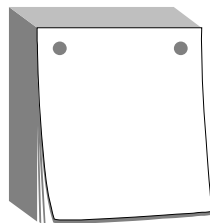
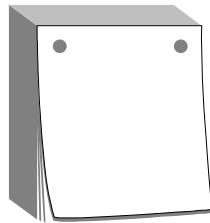
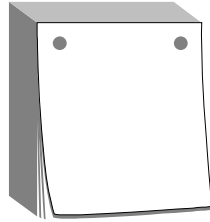
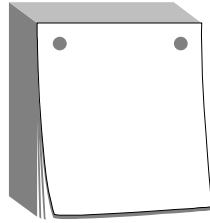
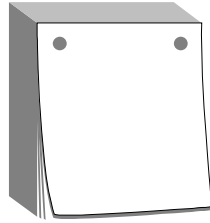
Pinta cuatro niños naranjas.



Pinta tres pájaros verdes.

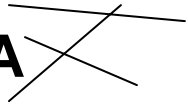


ESCRIBE EL NÚMERO Y EL NOMBRE





RELACIONA



Y ESCRIBE EL NOMBRE



3



5



2



1



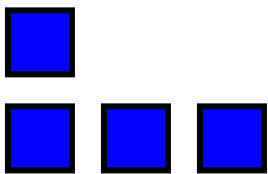
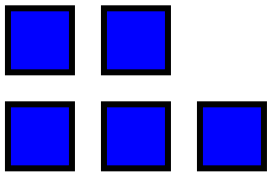

4





RELACIONA ~~X~~

Y ESCRIBE EL NOMBRE






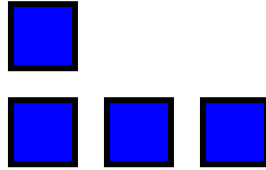
RELACIONA ~~X~~

Y ESCRIBE EL NOMBRE

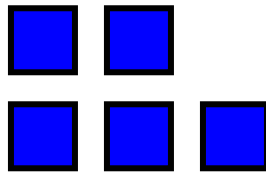
3




5




2



1



4





RELACIONA  Y ESCRIBE EL NOMBRE




3




5



2



1



4

